



AMBICA AGARBATHIES AROMA & INDUSTRIES LTD

POWERPET, ELURU - 534 002 W.G.DT. (A.P.)
PHONES : 230629, 230216, FAX : 08812 - 233876

Introductory sub-table (I)(a)			
Name of the Company: AMBICA AGARBATHIES AROMA & INDUSTRIES LIMITED			
Scrip Code, Name of the scrip, class of security: EQUITY, 532335			
Quarter ended: 31ST DECEMBER, 2012			
Partly paid-up shares:-	No. of partly paid-up shares	As a % of total no. of partly paid-up shares	As a % of total no. of shares of the company
Held by promoter/promoter group	0	0	0
Held by public		#DIV/0!	0
Total - D	0	#DIV/0!	0
Outstanding convertible securities:-	No. of outstanding securities	As a % of total no. of outstanding convertible securities	As a % of total no. of shares of the company, assuming full conversion of the convertible securities
Held by promoter/promoter group	0	0	0
Held by public		#DIV/0!	0
Total - E	0	#DIV/0!	0
Warrants:-	No. of warrants	As a % of total no. of warrants	As a % of total no. of shares of the company, assuming full conversion of warrants
Held by promoter/promoter group	0	0	0
Held by public		#DIV/0!	0
Total - F	0	#DIV/0!	0
Total paid-up capital of the company, assuming full conversion of warrants and convertible securities	17177400	100	



AMBICA AGARBATHIES AROMA & INDUSTRIES LTD

POWERPET, ELURU - 534 002 W.G.DT. (A.P.)
PHONES : 230629, 230216, FAX : 08812 - 233876

Statement Showing Shareholding Pattern									
Category code	Category of Shareholder	Number of Shareholders	Table (I)(a)		Total shareholding as a percentage of total number of shares		Shares Pledged or otherwise encumbered		
			Total number of shares	Number of shares held in dematerialized form	As a percentage of(A+B) ¹	As a percentage of (A+B+C)	Number of shares	As a percentage	
(I)	(II)	(III)	(IV)	(V)	(VI)	(VII)	(VIII)	X)= (VIII)/(IV)*100	
(A)	Shareholding of Promoter and								
1	Indian								
(a)	Individuals/ Hindu Undivided Family	19	8247779	7367349	48.02	48.02	NIL	NIL	
(b)	Central Government/ State Government(s)				0.00	0.00			
(c)	Bodies Corporate				0.00	0.00			
(d)	Financial Institutions/ Banks				0.00	0.00			
(e)	Any Others(Specify)				0.00	0.00			
(e-i)					0.00	0.00			
(e-ii)					0.00	0.00			
	Sub Total(A)(1)	19	8247779	7367349	48.02	48.02	0	0.00	
2	Foreign								
a	Individuals (Non-Residents Individuals/ Foreign Individuals)				0.00	0.00			
b	Bodies Corporate				0.00	0.00			
c	Institutions				0.00	0.00			
d	Qualified Foreign Investors				0.00	0.00			
e	Any Others(Specify)				0.00	0.00			
e-i					0.00	0.00			
	Sub Total(A)(2)	0	0	0	0.00	0.00	0	NIL	
	Total Shareholding of Promoter and	19	8247779	7367349	48.02	48.02	0	0.00	
(B)	Public shareholding								
1	Institutions								
(a)	Mutual Funds/ UTI				0.00	0.00			
(b)	Financial Institutions/ Banks				0.00	0.00			
(c)	Central Government/ State Government(s)				0.00	0.00			
(d)	Venture Capital Funds				0.00	0.00			
(e)	Insurance Companies				0.00	0.00			
(f)	Foreign Institutional Investors				0.00	0.00			
(g)	Foreign Venture Capital Investors				0.00	0.00			




AMBICA AGARBATHIES AROMA & INDUSTRIES LTD

POWERPET, ELURU - 534 002 W.G.DT. (A.P.)
PHONES : 230629, 230216, FAX : 08812 - 233876

(h)	Qualified Foreign Investors				0.00	0.00			
(i)	Any Other (specify)				0.00	0.00			
(i-i)					0.00	0.00			
	Sub-Total (B)(1)	0	0	0	0.00	0.00			
B 2	Non-institutions								
(a)	Bodies Corporate	138	2666043	766043	15.52	15.52			
(b)	Individuals				0.00	0.00			
	Individuals -i. Individual shareholders holding nominal share capital up to Rs 1 lakh								
I		5054	3014259	2813052	17.55	17.55			
II	ii. Individual shareholders holding nominal share capital in excess of Rs. 1 lakh.								
		62	3164478	2264478	18.42	18.42			
(c)	Qualified Foreign Investor								
(d)	Any Other (specify)								
(d-i)	NRI								
		30	55985	55985	0.33	0.33			
(d-ii)	Clearing Member	22	28856	28856	0.17	0.17			
	Sub-Total (B)(2)	5309	8929621	5928414	51.98	51.98			
(B)	Total Public Shareholding (B)= (B)(1)+(B)(2)	5309	8929621	5928414	51.98	51.98			
	TOTAL (A)+(B)	5328	17177400	13295763	100.00	100.00			
(C)	Shares held by Custodians and against which Depository Receipts have been issued								
1	Promoter and Promoter Group					0.00		#DIV/0!	
2	Public					0.00			
	Sub-Total (C)	0	0	0		0	0		
	GRAND TOTAL (A)+(B)+(C)	5328	17177400	13295763	100.00	100.00	0	0.00	


Sr.No	Notes
1	Foreign sharesHolding 55985
2	
3	
4	
5	
6	
7	
8	
9	




(I)(b) Statement showing holding of securities (including shares, warrants, convertible securities) of persons belonging to the category "Promoter and Promoter Group"											
Sr. No.	Name of the shareholder	Details of Shares held		Encumbered shares (*)			Details of warrants		Details of convertible securities		Total shares (including underlying shares assuming full conversion of warrants and convertible securities) as a % of diluted share capital
		Number of shares held	As a % of grand total (A)+(B)+(C)	No.	As a percentage	As a % of grand total (A)+(B)+(C) of sub-clause (I)(a)	Number of warrants held	As a % total number of warrants of the same class	Number of convertible securities held	As a % total number of convertible securities of the same class	
(i)	(ii)	(iii)	(iv)	(v)	(vi) = (v)/(iii) * 100	(vii)	(viii)	(ix)	(x)	(xi)	(xii)
1	AGNYSA RAMCHANDRA RAO	1464850	8.53	Nil	Nil	Nil	Nil	Nil	Nil	Nil	8.53
2	P.V.V.P. KRISHNA RAO	1391701	8.10	Nil	Nil	Nil	Nil	Nil	Nil	Nil	8.10
3	ALAPATI RAMANJANEYULU	1238700	7.21	Nil	Nil	Nil	Nil	Nil	Nil	Nil	7.21
4	RAJESHWAR RAO ALAPATI	1211213	7.05	Nil	Nil	Nil	Nil	Nil	Nil	Nil	7.05
5	A MADHAVI PERLA	511450	2.98	Nil	Nil	Nil	Nil	Nil	Nil	Nil	2.98
6	A SANTOSHI	440200	2.56	Nil	Nil	Nil	Nil	Nil	Nil	Nil	2.56
7	A V PRASAD	415213	2.42	Nil	Nil	Nil	Nil	Nil	Nil	Nil	2.42
8	P.T.N.V.A.R. SUDARSAN	355213	2.07	Nil	Nil	Nil	Nil	Nil	Nil	Nil	2.07
9	ALAPATI AMBICA SIVAKUMAR	218325	1.27	Nil	Nil	Nil	Nil	Nil	Nil	Nil	1.27
10	ALAPATI AMBICA HANUMA	218325	1.27	Nil	Nil	Nil	Nil	Nil	Nil	Nil	1.27
11	SATYAVATI PERLA	139959	0.81	Nil	Nil	Nil	Nil	Nil	Nil	Nil	0.81
12	ALAPATI LALITHA KUMARI	139950	0.81	Nil	Nil	Nil	Nil	Nil	Nil	Nil	0.81
13	ALAPATI RAMA LAKSHMI	139950	0.81	Nil	Nil	Nil	Nil	Nil	Nil	Nil	0.81
14	SATYAMALA Alapati	139700	0.81	Nil	Nil	Nil	Nil	Nil	Nil	Nil	0.81
15	A JANAKI	111450	0.65	Nil	Nil	Nil	Nil	Nil	Nil	Nil	0.65
16	A.P.J. SUNEETHA	111450	0.65	Nil	Nil	Nil	Nil	Nil	Nil	Nil	0.65
17	AMBICA RAJA	4	0.00	Nil	Nil	Nil	Nil	Nil	Nil	Nil	0.00
18	AMBICA SATYANARAYANA	13	0.00	Nil	Nil	Nil	Nil	Nil	Nil	Nil	0.00
19	G MANGAVALLI	13	0.00	Nil	Nil	Nil	Nil	Nil	Nil	Nil	0.00
TOTAL		8247779	48.02	0	0.00	0.00	0 Nil		0 Nil		48.02

(1)(c)(f) Statement showing holding of securities (including shares, warrants, convertible securities) of persons belonging to the category "Public" and holding more than 1% of the total number of shares								
Sr. No.	Name of the shareholder	Number of shares held	Shares as a percentage of total number of shares [i.e., Grand Total (A)+(B)+(C) indicated in Statement at para (1)(a) above]	Details of warrants		Details of convertible securities		Total shares (including underlying shares assuming full conversion of warrants and convertible securities) as a % of diluted share capital
				Number of warrants held	As a % total number of warrants of the same class	Number of convertible securities held	% w.r.t. total number of convertible securities of the same class	
1	TRINETHRA INFRA VENTURES LIMITED	1900000	11.06	0	0	0	0	11.06
2	PUVVADA BHASKAR RAO	900000	5.24	0	0	0	0	5.24
						0		
TOTAL		2800000	16.30	0	0	0	0	16.30


(I)(c)(ii) Statement showing holding of securities (including shares, warrants, convertible securities) of persons (together with PAC) belonging to the category "Public" and holding more than 5% of the total number of shares of the company								
Sr. No.	Name(s) of the shareholder(s) and the Persons Acting in Concert (PAC) with them	Number of shares	Shares as a percentage of total number of shares {i.e., Grand Total (A)+(B)+(C) indicated in Statement at para (I)(a) above}	Details of warrants		Details of convertible securities		Total shares (including underlying shares assuming full conversion of warrants and convertible securities) as a % of diluted share capital
				Number of warrants	As a % total number of warrants of the same class	Number of convertible securities held	% w.r.t total number of convertible securities of the same class	
1	TRINETHRA INFRA VENTURES LIMITED	1900000	11.06	Nil	Nil	Nil	Nil	11.06
2	PUVVADA BHASKAR RAO	900000	5.24	Nil	Nil	Nil	Nil	5.24
TOTAL		2800000	16.30	0	0	0	0	16.30



(I)(d)	<u>Statement showing details of locked-in shares</u>		
Sr. No.	Name of the shareholder	Number of locked-in shares	Locked-in shares as a percentage of total number of shares (i.e., Grand Total (A)+(B)+(C) indicated in Statement at para (I)(a) above}
1	ANJANIYAASODA MADHAVI PERLA (PROMOTER)	400000	2.33
2	PARSI SANTOSHI (PROMOTER)	400000	2.33
TOTAL		800000	4.66



(II)(a) <u>Statement showing details of Depository Receipts (DRs)</u>				
Sr. No.	Type of outstanding DR (ADRs, GDRs, SDRs, etc.)	Number of outstanding DRs	Number of shares underlying outstanding DRs	Shares underlying outstanding DRs as a percentage of total number of shares {i.e., Grand Total (A)+(B)+(C) indicated in Statement at para (I)(a) above}
1	NIL	NIL	NIL	NIL
2				
3				
4				
5				
6				
7				
8				
9				
TOTAL		0	0	0.00



(II)(b) Statement showing holding of Depository Receipts (DRs), where underlying shares held by "promoter/promoter group" are in excess of 1% of the total number of shares				
Sr. No.	Name of the DR Holder	Type of outstanding DR (ADRs, GDRs, SDRs, etc.)	Number of shares underlying outstanding DRs	Shares underlying outstanding DRs as a percentage of total number of shares (i.e., Grand Total (A)+(B)+(C) indicated in Statement at para (I)(a) above}
1	NIL	NIL	NIL	NIL
TOTAL			0	0.00

